

NATIONAL ACADEMIC DEPOSITORY (NAD)

What is NAD?

“National Academic Depository (NAD)” is a National system set-up by MHRD and UGC to facilitate Academic Institutions to Digitally and Securely issue Online Academic Awards to the students directly in their online NAD Account.

What is the advantage of NAD?

The student can access their certificates any time from any part of the world. They can also authorise others to view and verify the certificates. Students need not have to carry originals or attested photocopies of their academic records. They need not have to wait for verification of documents from the parent institution. No risk of losing, spoiling, damaging the Certificate. NAD makes it online now.

How to register in NAD?

Registration without Aadhar number:

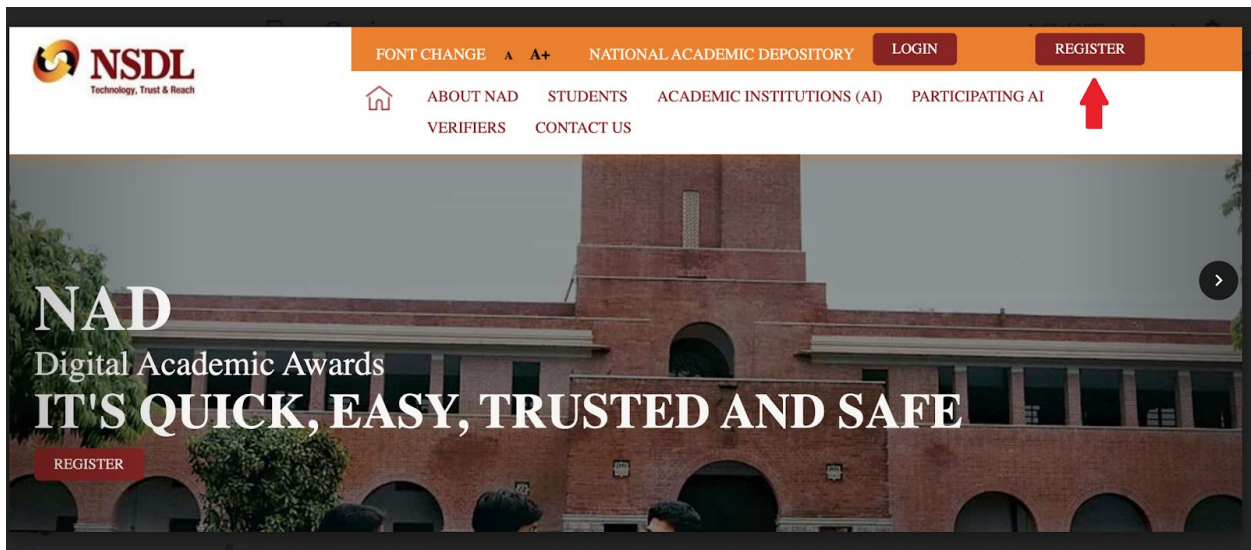
NAD Account needs your recent **scanned copy of your passport size photo and signature image** to help identify you and provide services. The size of each file should be minimum 4 kbs and maximum 15kbs in JPG / JPEG / TIFF format.

(a) (i) Visit www.nad.ndml.in

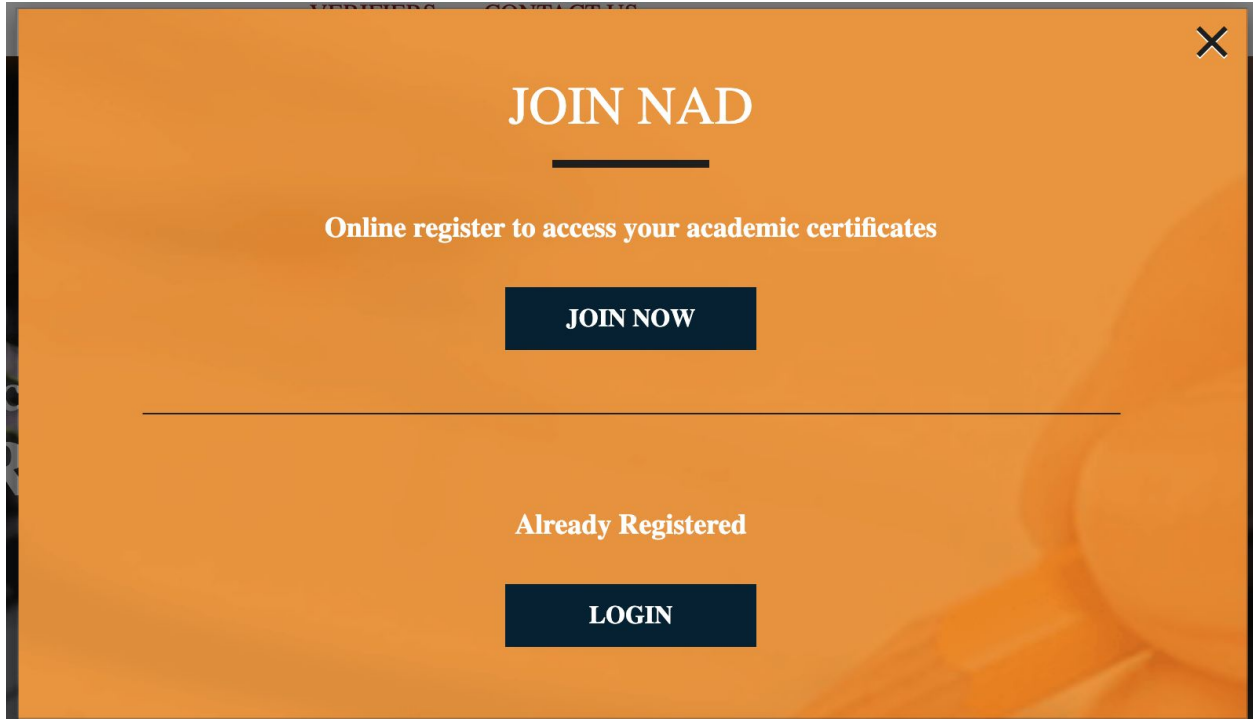
(ii) Click on Register (Top Right-hand side).

our NAD Account needs your recent passport size photo and signature image to help identify you and provide services.

You can upload a scanned image or mobile photo. JPG / JPEG / TIFF format between 4KB - 100 KB is accepted.



(iii) A pop-up screen appears. Click Join Now.



This is the quickest and easiest way to register.

Visit UIDAI Website to generate your Aadhaar Record ([View Demo](#))

AADHAAR PAPERLESS OFFLINE E-KYC *

Upload

To Generate Aadhaar Paperless Offline e-KYC data [Click here](#)

ENTER FILE PASSWORD *

TYPE TEXT SHOWN IN THE IMAGE

694408

I willingly submit my Aadhaar record and give an electronic consent and authorization to NSDL Database Management Limited. [Read More...](#)

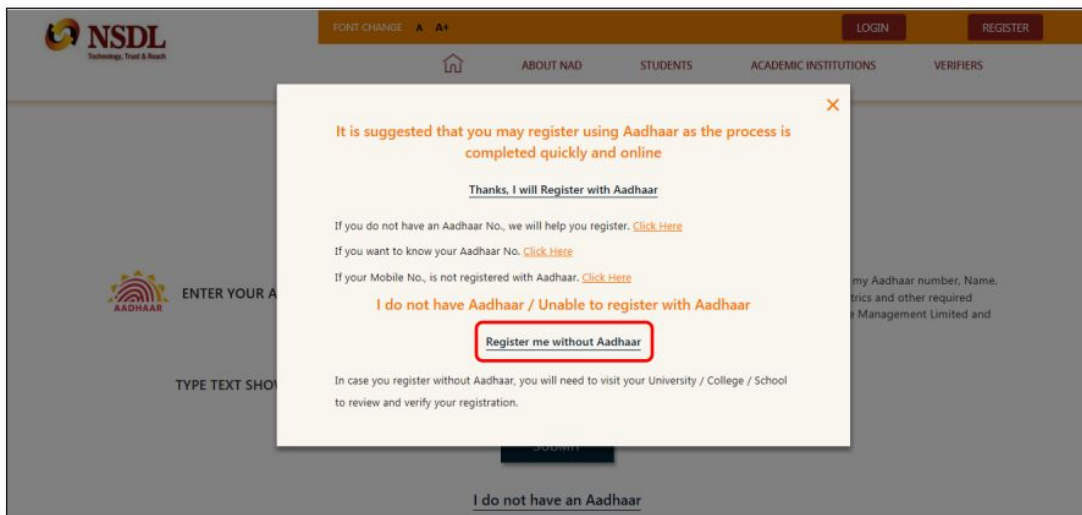
SUBMIT

[I do not have an Aadhaar](#)

In case you register without Aadhaar, you will need to visit your University / College / School to review and verify your registration.

(IV) Click ' I do not have an Aadhar'

On the pop-up window, click on 'Register me without Aadhaar'



(V) Enter your personal details

(VI) Upload soft copy of your photograph and signature:

The name of the file being uploaded shouldn't have any space/special character in it.

(VII) Create NAD login credentials as per the below guidelines: - The User ID should be alphanumeric and without any special character - The password should be alphanumeric with atleast one special character (@#.-), and one small alphabet. Click on 'I agree to the terms & conditions' after reading them carefully and submit.

A model format is given. Kindly give your credentials

PLEASE PROVIDE DETAILS OF YOUR ACADEMIC INSTITUTION WHERE YOU STUDIED / WHICH ASKED YOU TO REGISTER.

University	Karnataka
Bangalore University, Bangalore	Program / Course Name * B.Sc.
Year of Joining * 2014	Unique Ref No. (Help Tip: PRN/ Roll No. / Seat No.) * 14pcm2018
College / School Name* St Joseph's College	

Again this page will open up and scrolling down to the bottom will give you an option to input the OTP received on your phone. Enter the OTP and click verify to complete your registration without Aadhaar, post which you need to submit the NAD ID / Acknowledgement printout to your college/university for activation of your account.

NSDL
Technology, Trust & Reach

FONT CHANGE ▲ A-

LOGIN REGISTER

ABOUT NAD STUDENTS ACADEMIC INSTITUTIONS VERIFIERS CONTACT US

REGISTER ON NAD TO GET ONLINE ACCESS TO YOUR ACADEMIC CERTIFICATES

Participating Academic Institutions | Registration Process | Registration FAQ

NAD REGISTRATION
(Verification by Academic Institution would be required)

Have you ever registered earlier with NAD (through NDML or CVL)? YES NO

To get a consolidated view of all your certificates, it is important to use your existing NAD ID if already registered.

This registration would need verification by your Academic Institution

PERSONAL DETAILS
Full Name*

You will get an acknowledgment.

You may take a print of this acknowledgment slip, to submit to your Academic Institutes to inform your Registration on NDML NAD.

Model Acknowledgement slip is given below:

Your Aadhaar based NAD Registration is completed successfully with the following details on NDML NAD on Thu Jul 18 21:10:13 IST 2019

NAD ID: N1*0;3077 4/7

Data Received from Aadhaar Record

Name: - - - - -

Date of Birth: 11/10/19*~~X~~

Gender: Female

Additional Information provided by applicant:

Father's Name: - - - - -

Mother's Name: - - - - -

Your Mobile Number: 8*67*0*08*

Your Email ID: - - - - -



You may take a print of this acknowledgement slip, to submit to your Academic Institutes to inform your Registration on NDML NAD.